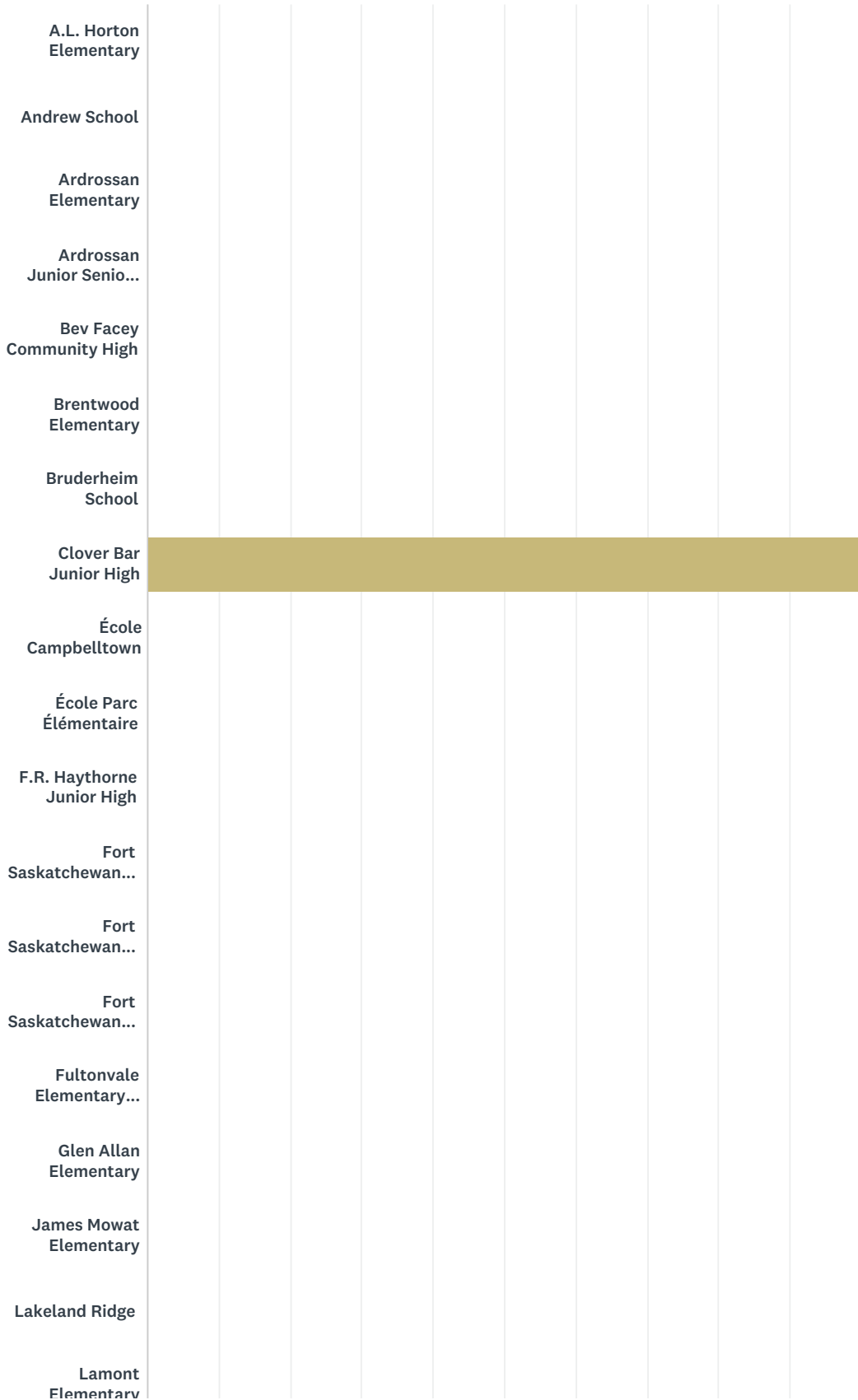



Q1 Please indicate the school your child attends.

Answered: 61 Skipped: 0



EIPS Parent Survey 2017-18



ANSWER CHOICES	RESPONSES
A.L. Horton Elementary	0.00% 0

EIPS Parent Survey 2017-18

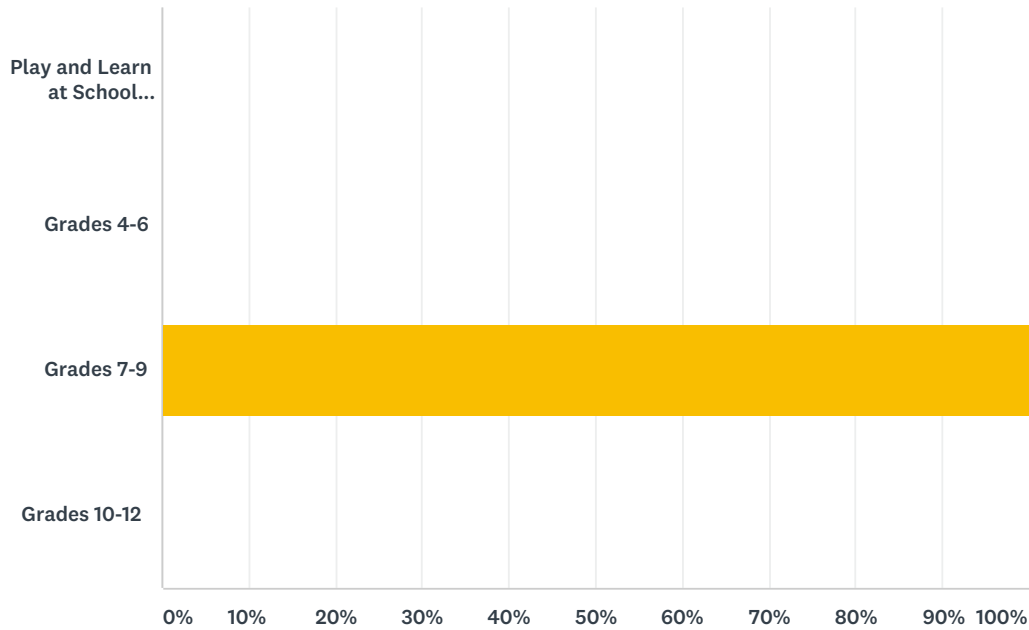
Andrew School	0.00%	0
Ardrossan Elementary	0.00%	0
Ardrossan Junior Senior High	0.00%	0
Bev Facey Community High	0.00%	0
Brentwood Elementary	0.00%	0
Bruderheim School	0.00%	0
Clover Bar Junior High	100.00%	61
École Campbelltown	0.00%	0
École Parc Élémentaire	0.00%	0
F.R. Haythorne Junior High	0.00%	0
Fort Saskatchewan Christian	0.00%	0
Fort Saskatchewan Elementary	0.00%	0
Fort Saskatchewan Senior High	0.00%	0
Fultonvale Elementary Junior High	0.00%	0
Glen Allan Elementary	0.00%	0
James Mowat Elementary	0.00%	0
Lakeland Ridge	0.00%	0
Lamont Elementary	0.00%	0
Lamont High	0.00%	0
Mills Haven Elementary	0.00%	0
Mundare School	0.00%	0
Next Step/Outreach	0.00%	0
Pine Street Elementary	0.00%	0
Rudolph Hennig Junior High	0.00%	0
Salisbury Composite High	0.00%	0
Sherwood Heights Junior High	0.00%	0
SouthPointe School	0.00%	0
Strathcona Christian Academy Elementary	0.00%	0
Strathcona Christian Academy Secondary	0.00%	0
Uncas Elementary	0.00%	0
Vegreville Composite High	0.00%	0
Wes Hosford Elementary	0.00%	0
Westboro Elementary	0.00%	0
Win Ferguson Elementary	0.00%	0

EIPS Parent Survey 2017-18

Woodbridge Farms Elementary	0.00%	0
Wye Elementary	0.00%	0
TOTAL		61

Q2 Please indicate your child's grade.

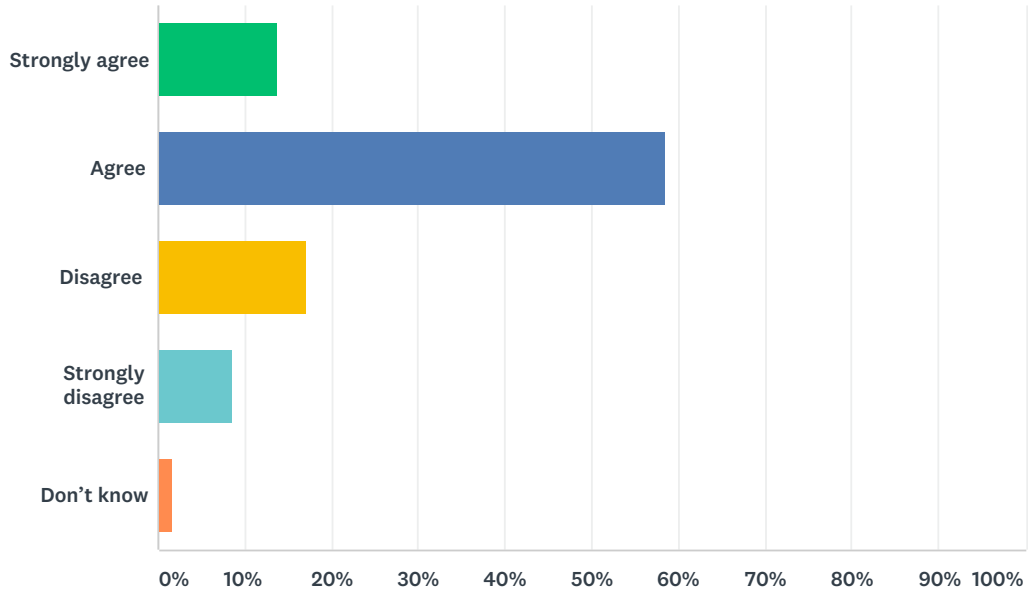
Answered: 61 Skipped: 0



ANSWER CHOICES	RESPONSES
Play and Learn at School (PALS)KindergartenGrades 1-3	0.00% 0
Grades 4-6	0.00% 0
Grades 7-9	100.00% 61
Grades 10-12	0.00% 0
TOTAL	61

Q3 My child's individual needs are met.

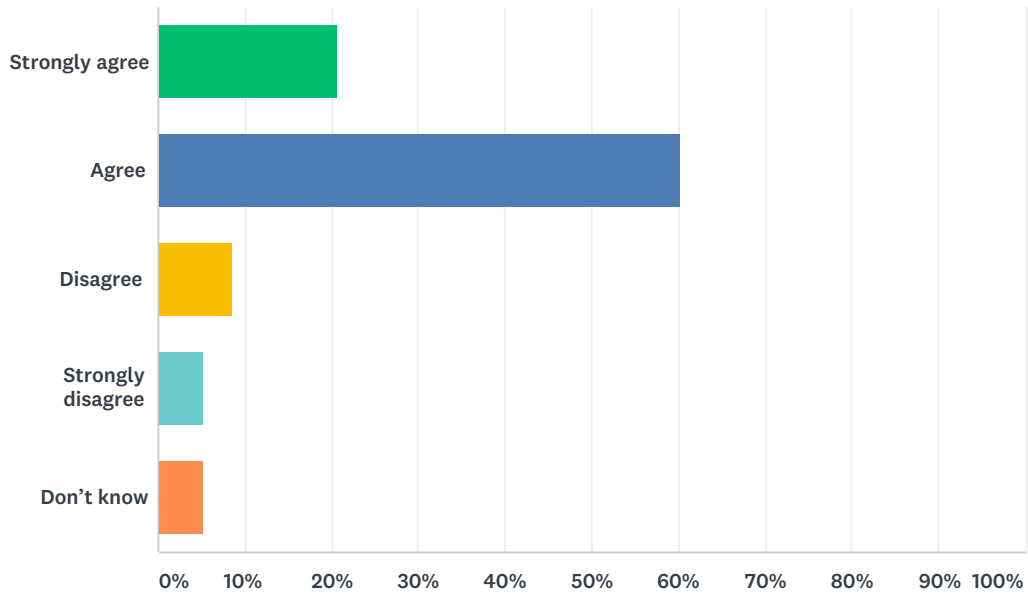
Answered: 58 Skipped: 3



ANSWER CHOICES	RESPONSES	
Strongly agree	13.79%	8
Agree	58.62%	34
Disagree	17.24%	10
Strongly disagree	8.62%	5
Don't know	1.72%	1
TOTAL		58

Q4 My child is encouraged at school to do his or her best.

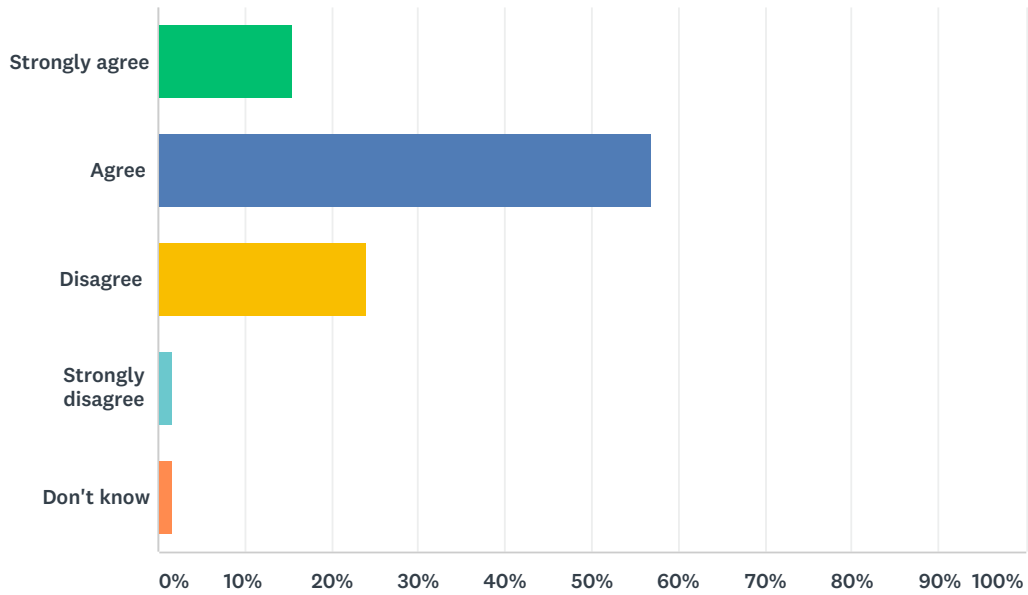
Answered: 58 Skipped: 3



ANSWER CHOICES	RESPONSES	
Strongly agree	20.69%	12
Agree	60.34%	35
Disagree	8.62%	5
Strongly disagree	5.17%	3
Don't know	5.17%	3
TOTAL		58

Q5 My child is demonstrating growth in literacy.

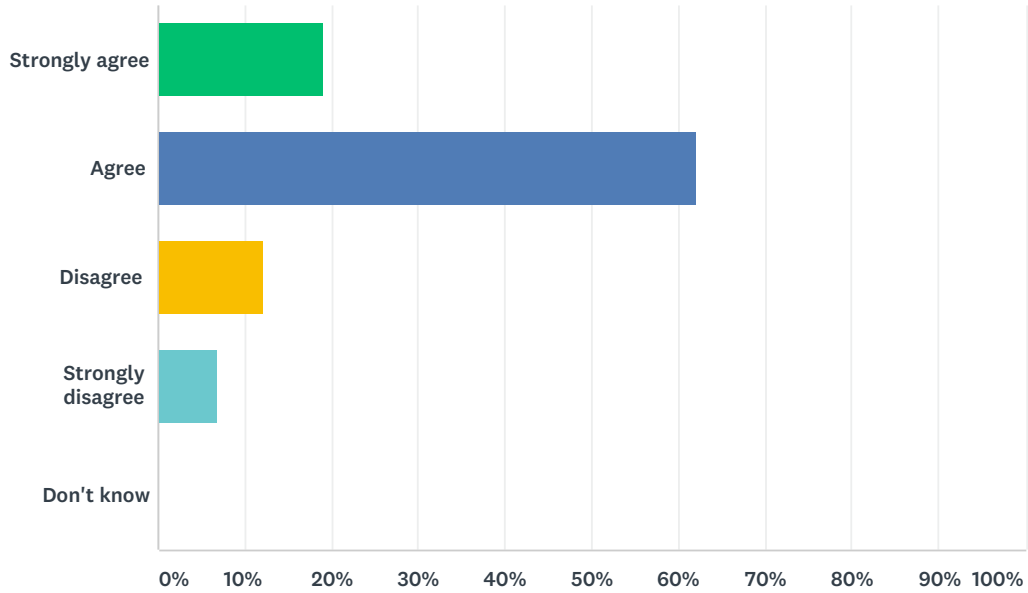
Answered: 58 Skipped: 3



ANSWER CHOICES	RESPONSES	
Strongly agree	15.52%	9
Agree	56.90%	33
Disagree	24.14%	14
Strongly disagree	1.72%	1
Don't know	1.72%	1
TOTAL		58

Q6 My child is demonstrating growth in numeracy.

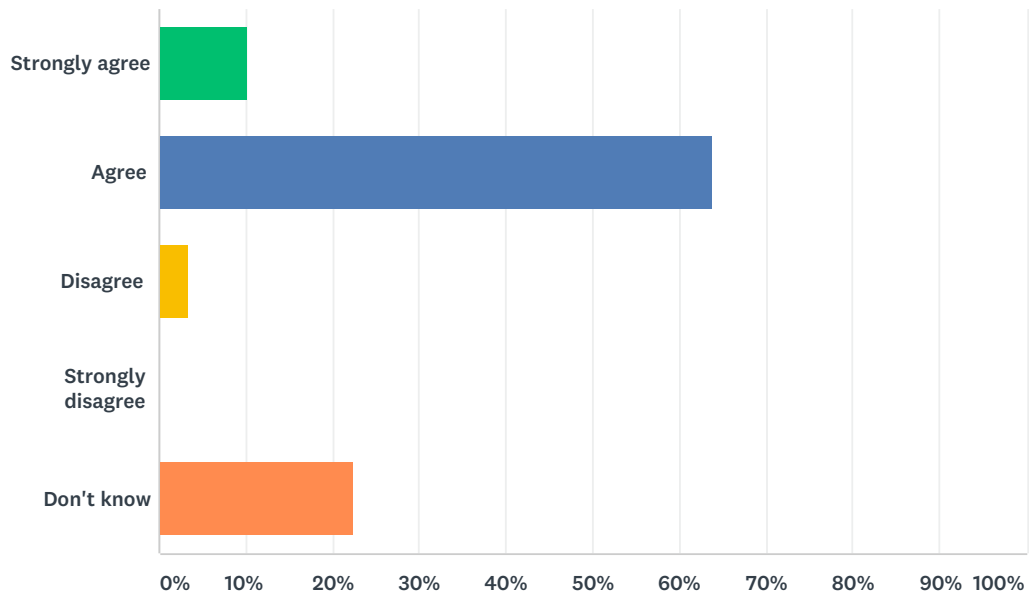
Answered: 58 Skipped: 3



ANSWER CHOICES	RESPONSES	
Strongly agree	18.97%	11
Agree	62.07%	36
Disagree	12.07%	7
Strongly disagree	6.90%	4
Don't know	0.00%	0
TOTAL		58

Q7 My child has an understanding of First Nations, Métis and Inuit culture and history.

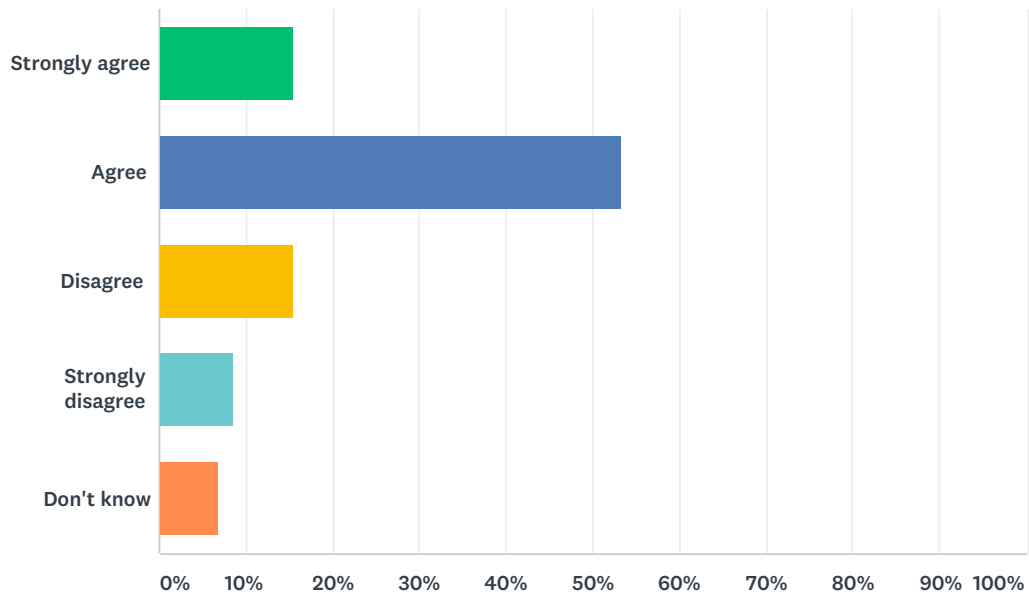
Answered: 58 Skipped: 3



ANSWER CHOICES	RESPONSES	
Strongly agree	10.34%	6
Agree	63.79%	37
Disagree	3.45%	2
Strongly disagree	0.00%	0
Don't know	22.41%	13
TOTAL		58

Q8 My child is being taught knowledge, skills and attitudes necessary to be successful in life.

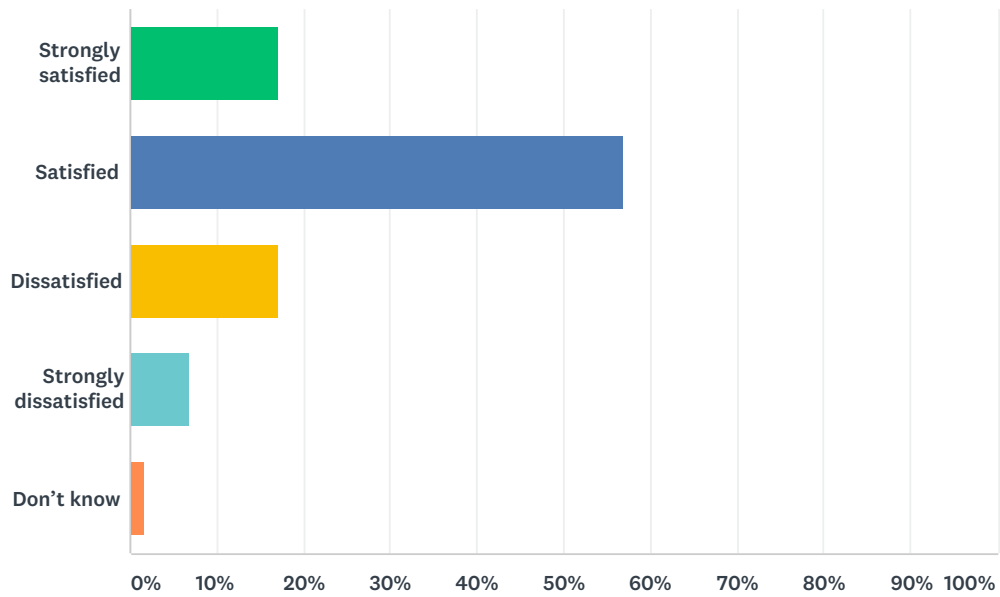
Answered: 58 Skipped: 3



ANSWER CHOICES	RESPONSES	
Strongly agree	15.52%	9
Agree	53.45%	31
Disagree	15.52%	9
Strongly disagree	8.62%	5
Don't know	6.90%	4
TOTAL		58

Q9 How satisfied are you with the quality of education your child is receiving at his or her school?

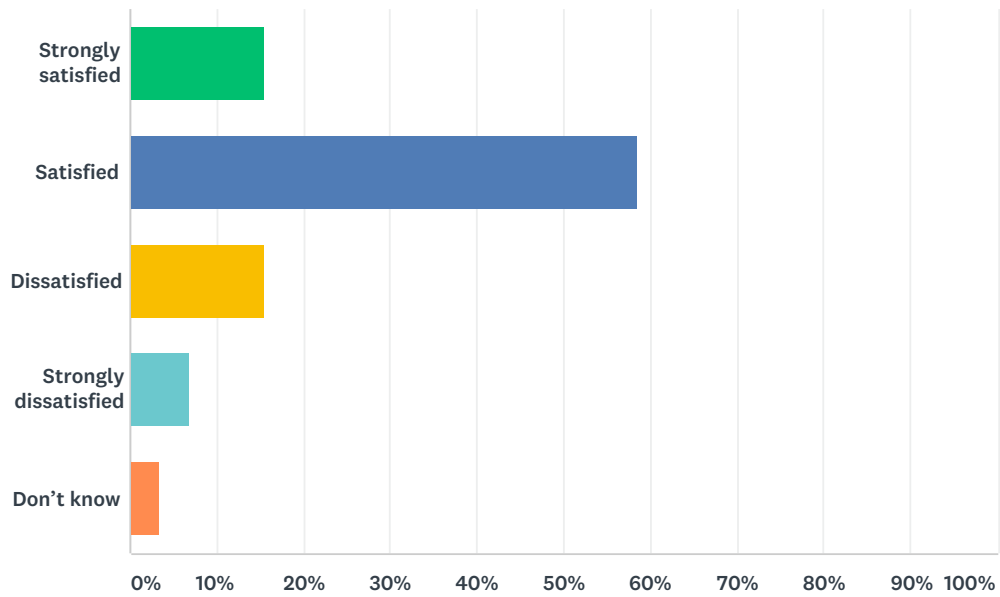
Answered: 58 Skipped: 3



ANSWER CHOICES	RESPONSES	
Strongly satisfied	17.24%	10
Satisfied	56.90%	33
Dissatisfied	17.24%	10
Strongly dissatisfied	6.90%	4
Don't know	1.72%	1
TOTAL		58

Q10 How satisfied are you with the quality of teaching at your child's school?

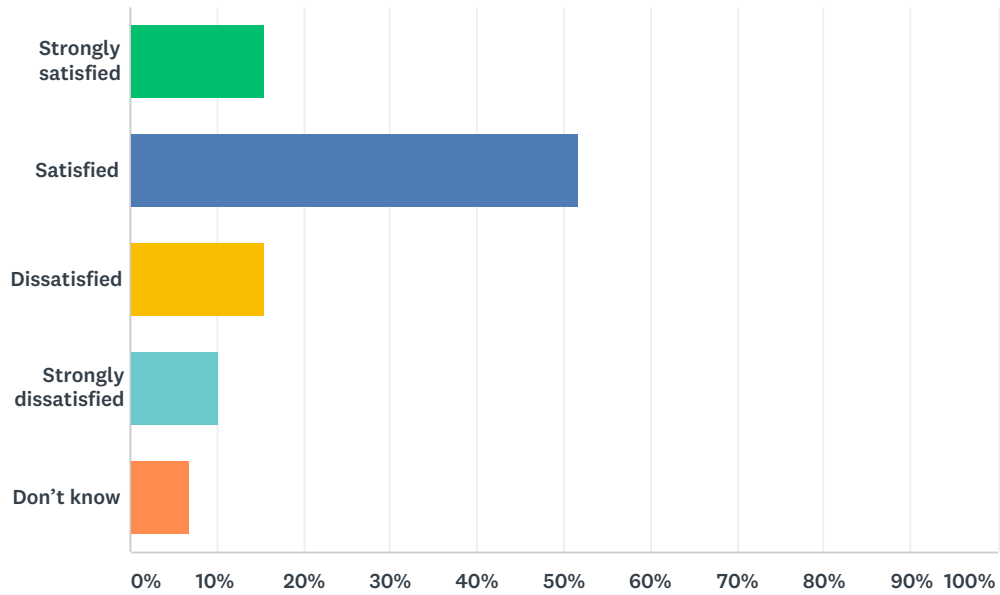
Answered: 58 Skipped: 3



ANSWER CHOICES	RESPONSES	
Strongly satisfied	15.52%	9
Satisfied	58.62%	34
Dissatisfied	15.52%	9
Strongly dissatisfied	6.90%	4
Don't know	3.45%	2
TOTAL		58

Q11 How satisfied are you with the leadership in your child's school?

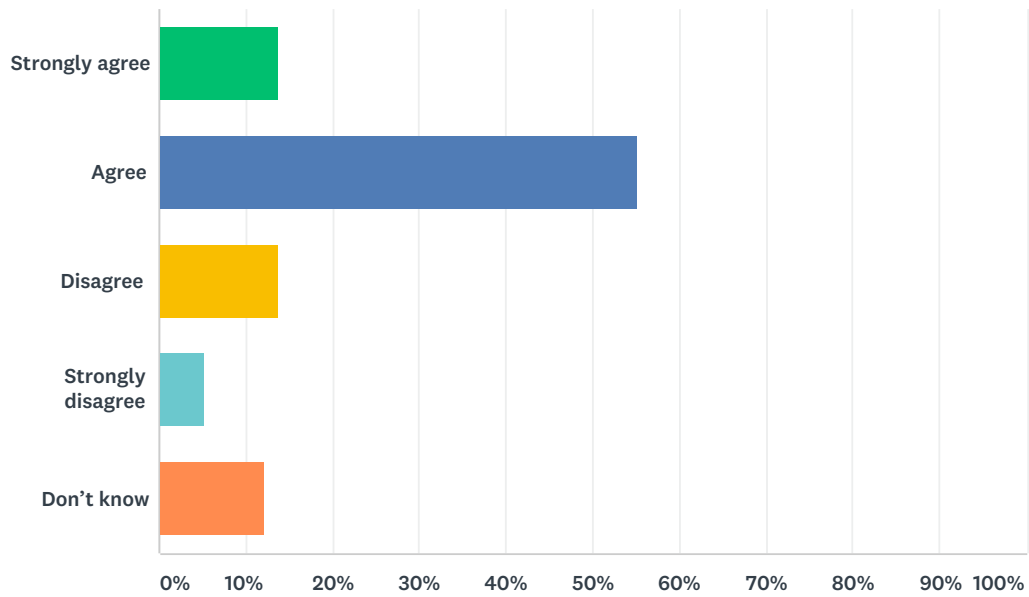
Answered: 58 Skipped: 3



ANSWER CHOICES	RESPONSES
Strongly satisfied	15.52% 9
Satisfied	51.72% 30
Dissatisfied	15.52% 9
Strongly dissatisfied	10.34% 6
Don't know	6.90% 4
TOTAL	58

Q12 The rights and responsibilities of citizenship are reinforced in my child's school.

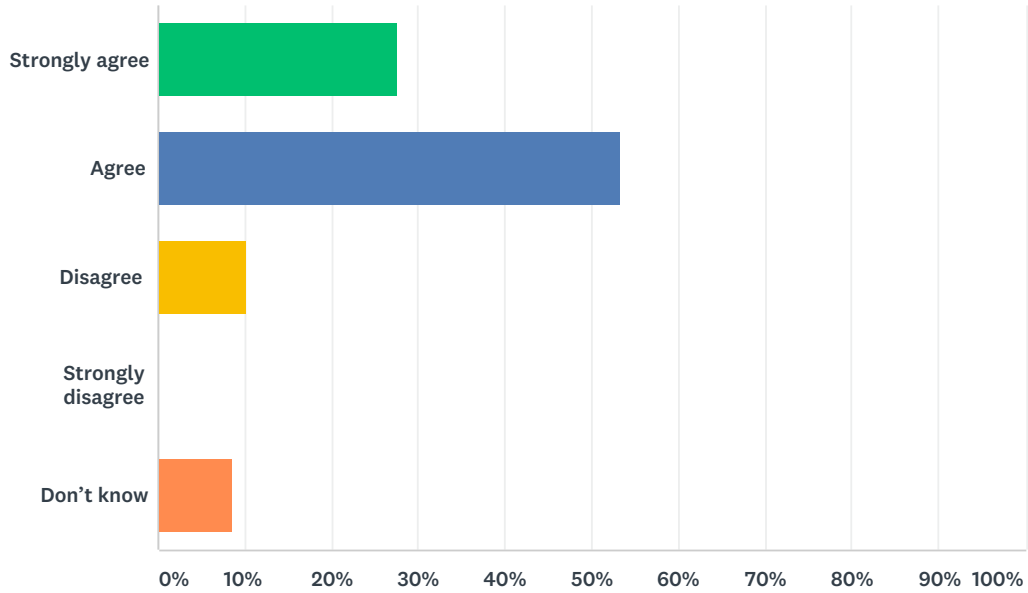
Answered: 58 Skipped: 3



ANSWER CHOICES	RESPONSES	
Strongly agree	13.79%	8
Agree	55.17%	32
Disagree	13.79%	8
Strongly disagree	5.17%	3
Don't know	12.07%	7
TOTAL		58

Q13 The school staff care about my child.

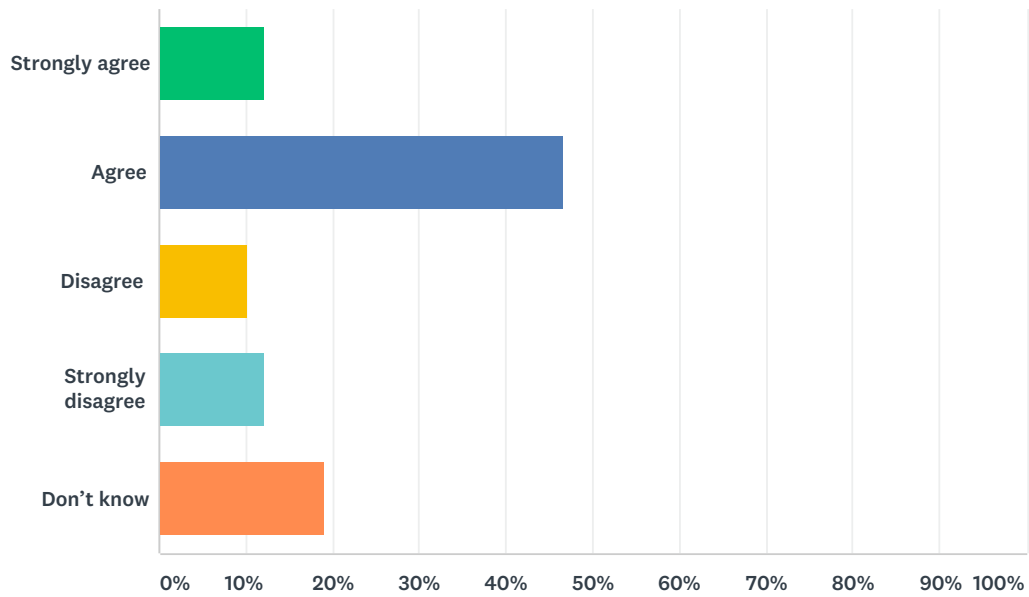
Answered: 58 Skipped: 3



ANSWER CHOICES	RESPONSES	
Strongly agree	27.59%	16
Agree	53.45%	31
Disagree	10.34%	6
Strongly disagree	0.00%	0
Don't know	8.62%	5
TOTAL		58

Q14 Discipline is handled in a fair and reasonable manner in my child's school.

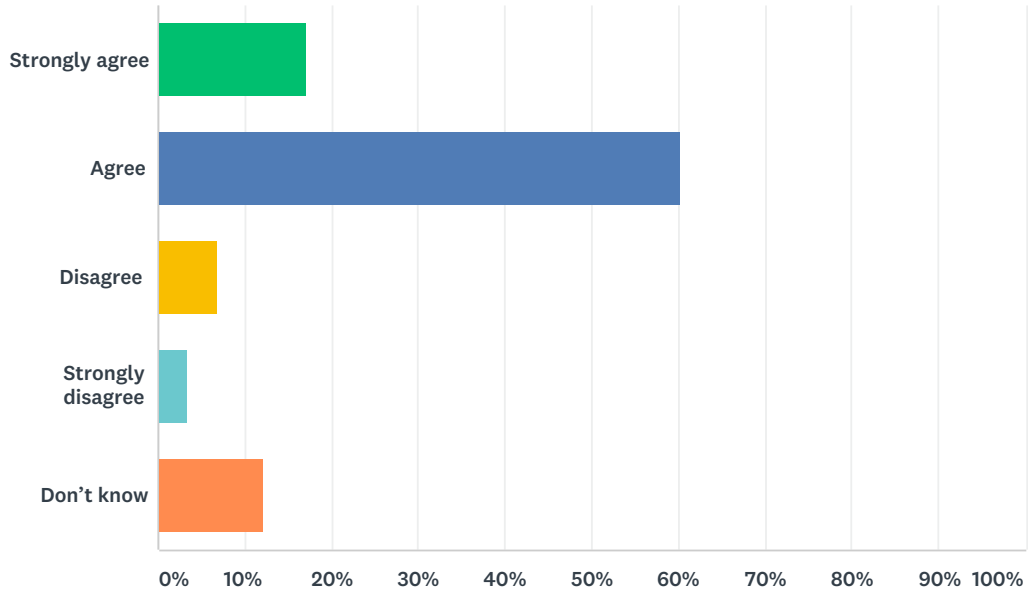
Answered: 58 Skipped: 3



ANSWER CHOICES	RESPONSES	
Strongly agree	12.07%	7
Agree	46.55%	27
Disagree	10.34%	6
Strongly disagree	12.07%	7
Don't know	18.97%	11
TOTAL		58

Q15 My child's school is safe.

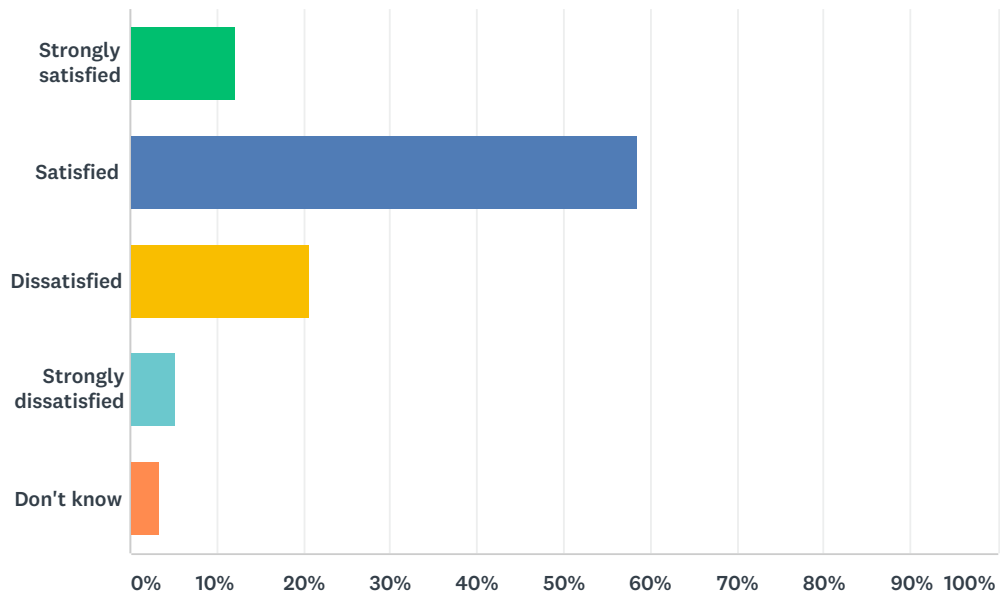
Answered: 58 Skipped: 3



ANSWER CHOICES	RESPONSES	
Strongly agree	17.24%	10
Agree	60.34%	35
Disagree	6.90%	4
Strongly disagree	3.45%	2
Don't know	12.07%	7
TOTAL		58

Q16 How satisfied are you with the resources available to support your child's learning?

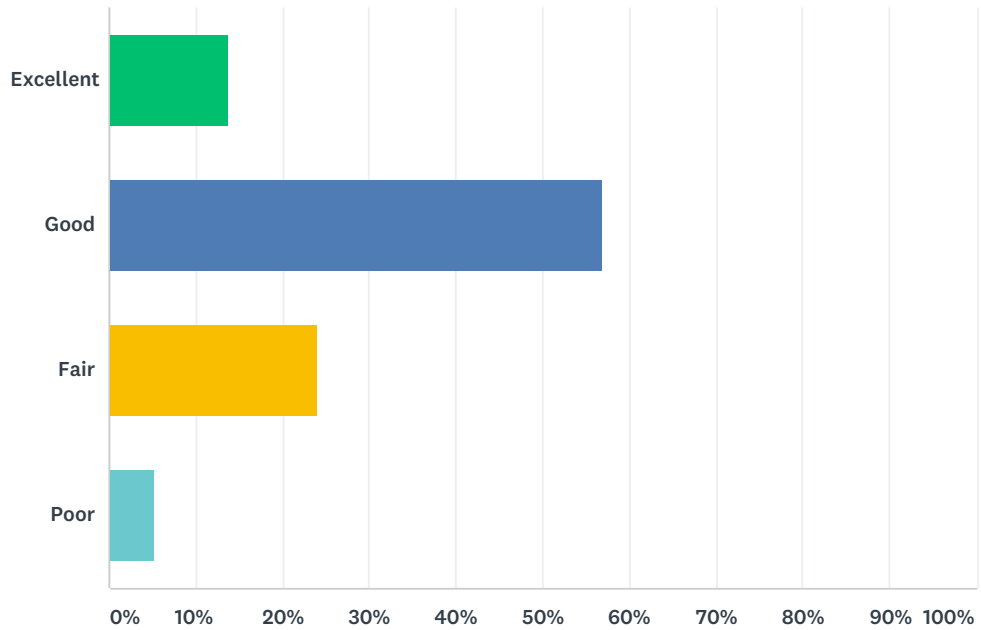
Answered: 58 Skipped: 3



ANSWER CHOICES	RESPONSES	
Strongly satisfied	12.07%	7
Satisfied	58.62%	34
Dissatisfied	20.69%	12
Strongly dissatisfied	5.17%	3
Don't know	3.45%	2
TOTAL		58

Q17 How would you rate the physical condition of your child's school?

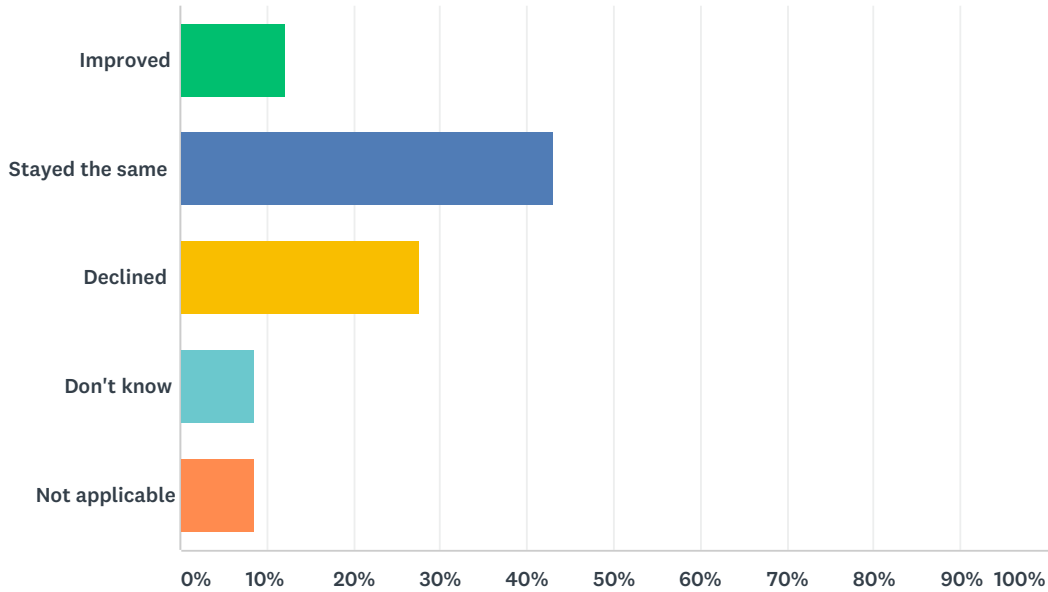
Answered: 58 Skipped: 3



ANSWER CHOICES	RESPONSES
Excellent	13.79% 8
Good	56.90% 33
Fair	24.14% 14
Poor	5.17% 3
TOTAL	58

Q18 In your opinion, has the quality of education your child has experienced at school improved, stayed the same or declined in the past three years?

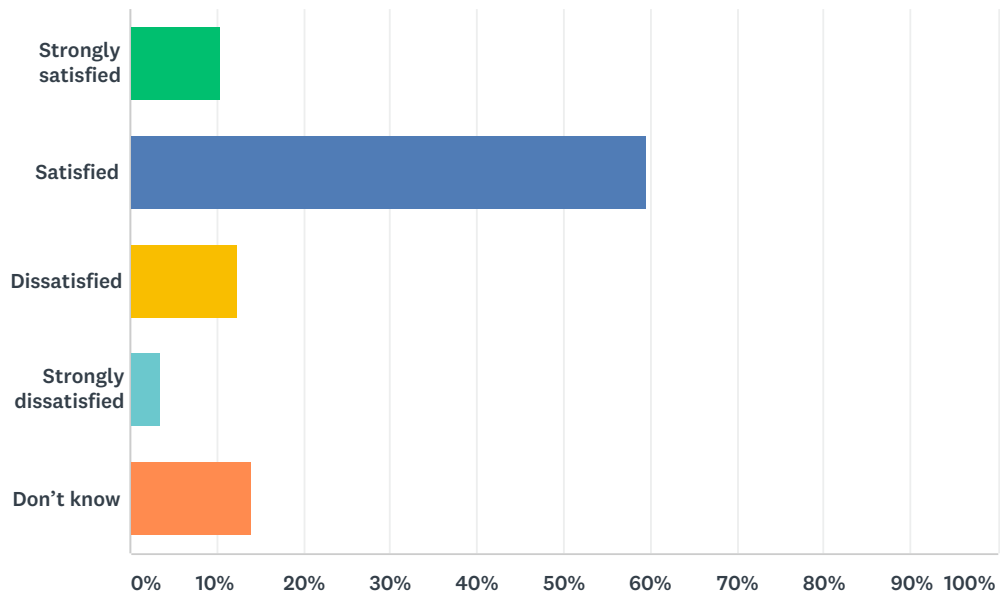
Answered: 58 Skipped: 3



ANSWER CHOICES	RESPONSES	
Improved	12.07%	7
Stayed the same	43.10%	25
Declined	27.59%	16
Don't know	8.62%	5
Not applicable	8.62%	5
TOTAL		58

Q19 How satisfied are you with the opportunity to be involved in decisions at your child's school?

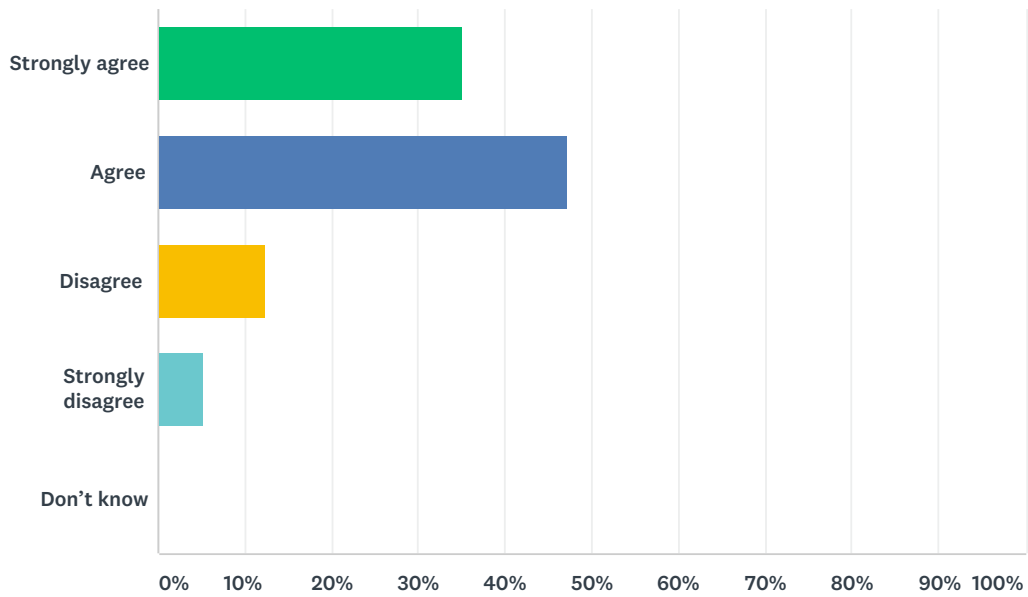
Answered: 57 Skipped: 4



ANSWER CHOICES	RESPONSES	
Strongly satisfied	10.53%	6
Satisfied	59.65%	34
Dissatisfied	12.28%	7
Strongly dissatisfied	3.51%	2
Don't know	14.04%	8
TOTAL		57

Q20 The school keeps me informed about my child's progress and achievement.

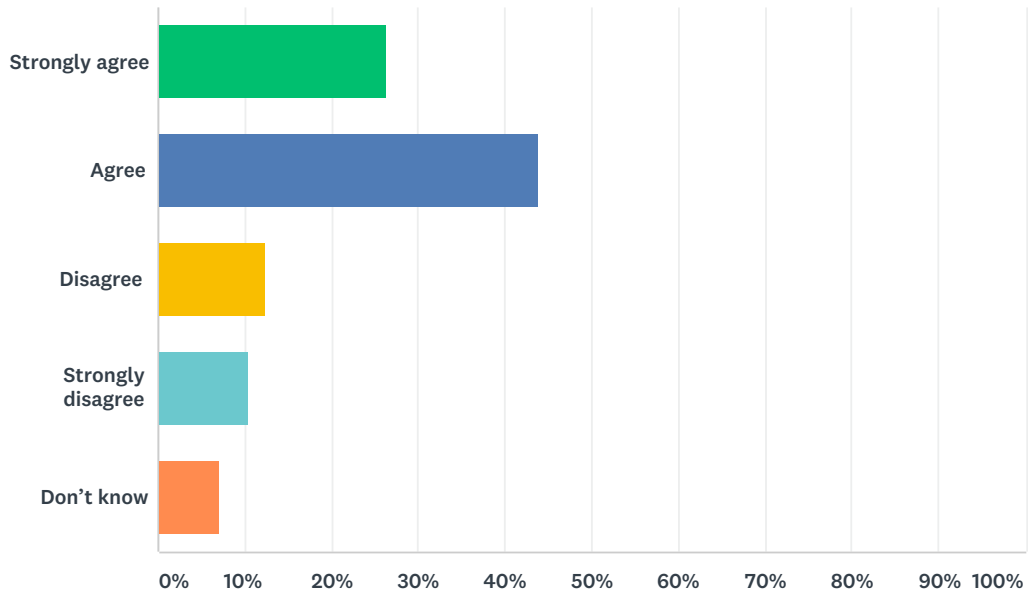
Answered: 57 Skipped: 4



ANSWER CHOICES	RESPONSES	
Strongly agree	35.09%	20
Agree	47.37%	27
Disagree	12.28%	7
Strongly disagree	5.26%	3
Don't know	0.00%	0
TOTAL		57

Q21 There is open and honest communication within my child's school.

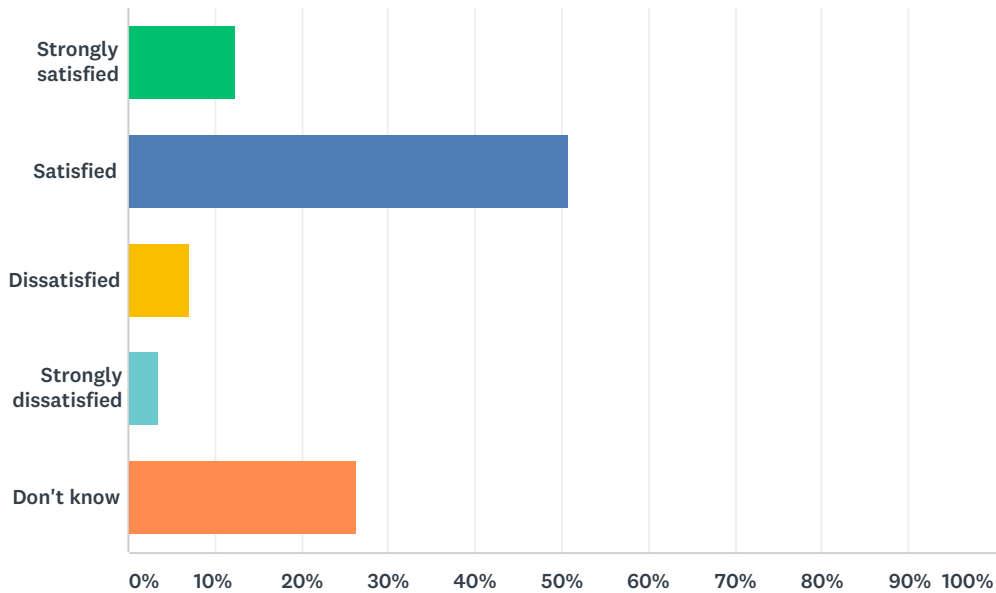
Answered: 57 Skipped: 4



ANSWER CHOICES	RESPONSES	
Strongly agree	26.32%	15
Agree	43.86%	25
Disagree	12.28%	7
Strongly disagree	10.53%	6
Don't know	7.02%	4
TOTAL		57

Q22 How satisfied are you with the community partnerships that may be established at your school? For example: Saffron, KEYS program, Green Certificate, lunch programs, after-school programs, RAP, Tools for School, Scratch Day, Entrepreneurial Adventure, scholarships/grants, etc.

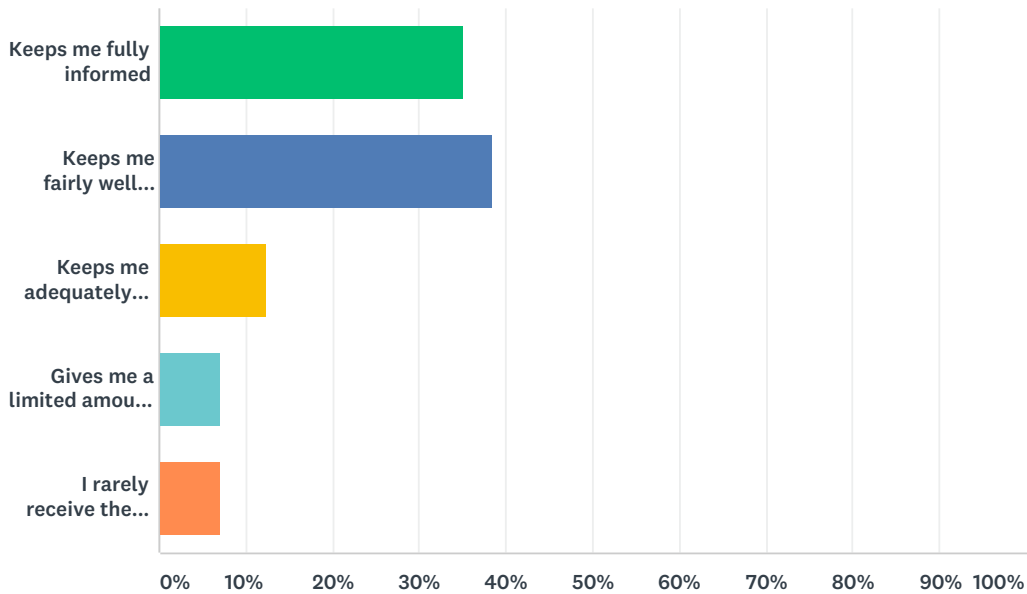
Answered: 57 Skipped: 4



ANSWER CHOICES	RESPONSES	
Strongly satisfied	12.28%	7
Satisfied	50.88%	29
Dissatisfied	7.02%	4
Strongly dissatisfied	3.51%	2
Don't know	26.32%	15
TOTAL		57

Q23 Elk Island Public Schools appreciates the opportunity to stay connected with parents about news, activities, programs and other matters of importance. What is your impression of the communication you receive from your child's school?

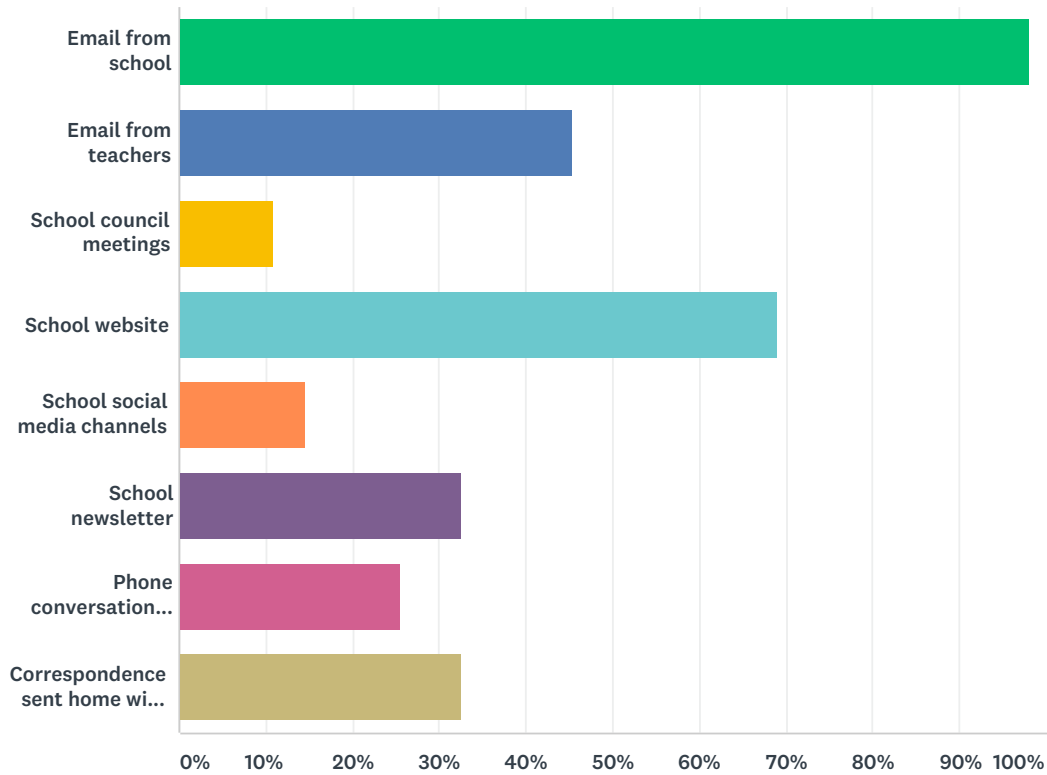
Answered: 57 Skipped: 4



ANSWER CHOICES	RESPONSES	
Keeps me fully informed	35.09%	20
Keeps me fairly well informed	38.60%	22
Keeps me adequately informed	12.28%	7
Gives me a limited amount of information	7.02%	4
I rarely receive the information I need	7.02%	4
TOTAL		57

Q24 Do you regularly make use of the following to keep up to date on school activities, programs, etc.? Check all that apply.

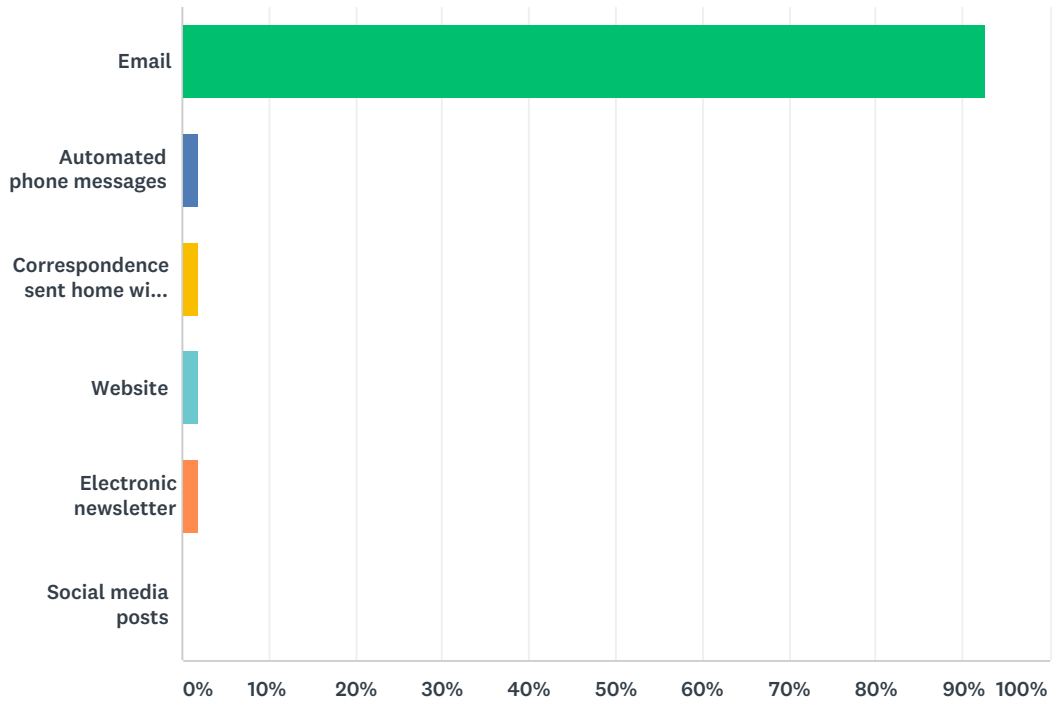
Answered: 55 Skipped: 6



ANSWER CHOICES	RESPONSES	
Email from school	98.18%	54
Email from teachers	45.45%	25
School council meetings	10.91%	6
School website	69.09%	38
School social media channels	14.55%	8
School newsletter	32.73%	18
Phone conversations with school and/or teachers	25.45%	14
Correspondence sent home with your child	32.73%	18
Total Respondents: 55		

Q25 What is your most preferred method of communication from the school and Division?

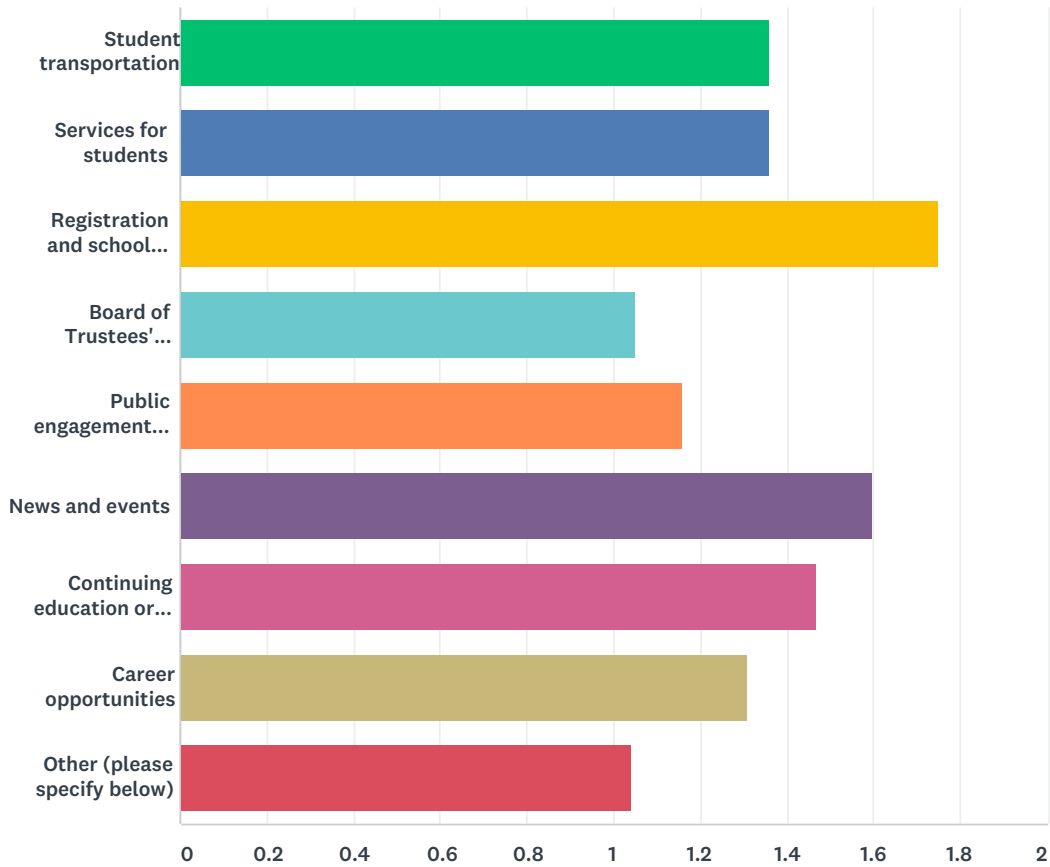
Answered: 55 Skipped: 6



ANSWER CHOICES	RESPONSES	
Email	92.73%	51
Automated phone messages	1.82%	1
Correspondence sent home with your child	1.82%	1
Website	1.82%	1
Electronic newsletter	1.82%	1
Social media posts	0.00%	0
TOTAL		55

Q26 Do you visit the Division website (www.eips.ca) for information on:

Answered: 55 Skipped: 6



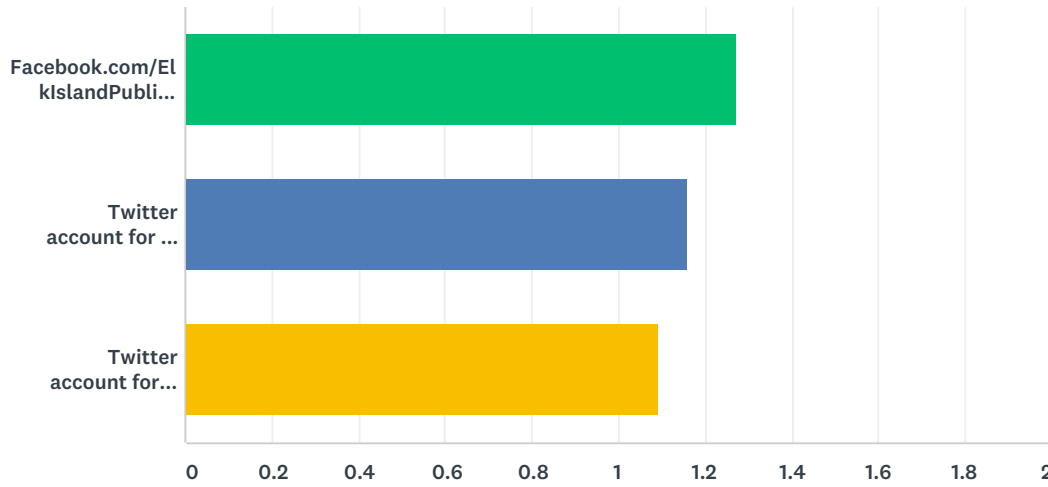
	YES	NO	TOTAL	WEIGHTED AVERAGE
Student transportation	36.36% 20	63.64% 35	55	1.36
Services for students	36.36% 20	63.64% 35	55	1.36
Registration and school boundaries	74.55% 41	25.45% 14	55	1.75
Board of Trustees' meetings	5.45% 3	94.55% 52	55	1.05
Public engagement initiatives	16.36% 9	83.64% 46	55	1.16
News and events	60.00% 33	40.00% 22	55	1.60
Continuing education or summer courses	47.27% 26	52.73% 29	55	1.47
Career opportunities	30.91% 17	69.09% 38	55	1.31
Other (please specify below)	3.64% 2	96.36% 53	55	1.04

EIPS Parent Survey 2017-18

#	OTHER:	DATE
1	Calendar	3/5/2018 2:48 PM

Q27 Elk Island Public Schools shares news and information on its social media channels. Do you follow:

Answered: 55 Skipped: 6



	YES	NO	TOTAL	WEIGHTED AVERAGE
Facebook.com/ElkIslandPublicSchools	27.27% 15	72.73% 40	55	1.27
Twitter account for the Division (@eips)	16.36% 9	83.64% 46	55	1.16
Twitter account for EIPS Student Transportation (@eipsST)	9.09% 5	90.91% 50	55	1.09